



RESIDENTIAL



COMMERCIAL

# LOTIS

## DIMENSIONS

DEPTH × HEIGHT × WIDTH

A



LOTIS

3 9/16" x 3 9/16" x 10"

90mm x 90mm x 254mm

B



3 9/16" x 3 9/16" x 12"

90mm x 90mm x 305mm

C



3 9/16" x 3 9/16" x 14"

90mm x 90mm x 355mm

D



3 9/16" x 3 9/16" x 18"

90mm x 90mm x 457mm

## WEIGHT

1848 lbs

## SPECIFICATIONS


7 rows

8 ft² per row

56 ft² per skid

## INSTALLATIONS

\*Inspirations only



## SKID

D		D	
A	B	C	
A	B	C	
A	B	C	
A	B	C	
A	B	C	
A	B	C	
D		D	


## COLORS

STANDARD




CHARCOAL

PREMIUM



ALMOND  
WHITE



ICY GREY



EGGSHELL



PRODUCT OFFERED WITH OUR TONEXCLUSIVE SERVICE